




Standard (14)



Bleach (2)

Opalescent (3)

Opaque (1)



## Shade Matching Guide

E =Excellent

V =Very Good

G =Good

F =Fair

- =Poor

for Class V preparations

ESTELITE $\Sigma$ QUICK Basic Shade	Tooth shade <sup>a)</sup>														
	←light												dark→		
	B1	A1	B2	D2	A2	C1	C2	D4	A3	D3	B3	A3.5	B4	C3	A4
A1	V	E	V	G	V	F	-	-	-	-	-	-	-	-	-
A2	G	V	V	V	E	V	F	-	F	F	-	-	-	-	-
A3	-	-	F	G	V	V	V	G	E	G	G	F	-	-	-
A3.5	-	-	-	-	-	-	F	F	V	V	V	E	V	G	-

for Class III preparations

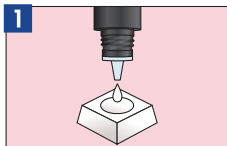
ESTELITE $\Sigma$ QUICK Opalescent Shade	Tooth shade <sup>a)</sup>														
	←light												dark→		
	B1	A1	B2	D2	A2	C1	C2	D4	A3	D3	B3	A3.5	B4	C3	A4
OA1	V	E	F	F	F	F	-	-	-	-	-	-	-	-	-
OA2	-	F	V	V	E	G	F	F	F	-	-	-	-	-	-
OA3	-	-	-	F	G	F	F	F	E	V	F	V	-	-	-

a) Above tooth shades are selected according to the VITA Shade Guide. VITA is a registered trademark of VITA Zahnfabrik H. Rauter GmbH & Co.KG.

# Clinical Procedure Guide

- Read instruction before operation.
- Vor der Anwendung die Gebrauchsanweisung lesen.
- Leggere le istruzioni prima dell'uso.
- Veuillez vous référer au mode d'emploi avant utilisation.
- Lea las instrucciones antes del uso.
- Lees de aanwijzingen voor gebruik.

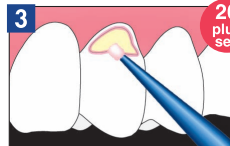
## TOKUYAMA BOND FORCE\* Single Component, Self-Etching, Light-Cured Dental Adhesive



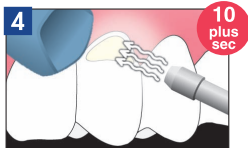
Dispense



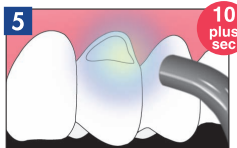
Apply BOND FORCE



Then rub the margins



Apply weak air (5sec) → Strong air (5+sec)\*\*



Light cure

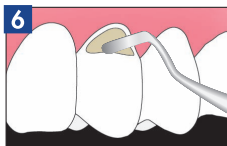
\*TOKUYAMA BOND FORCE bonds to uncut enamel without phosphoric acid etching. You don't need to etch the prepared cavity margin before applying TOKUYAMA BOND FORCE.

\*\*Note: If accidental spattering of the material occurs, it may cause the tissue to whiten or a possible allergic reaction. To prevent spattering, refer to the instruction sheet.

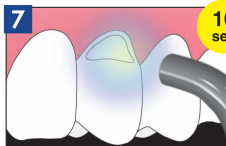
\*\*\*See the table of IFU.

## ESTELITE Σ QUICK

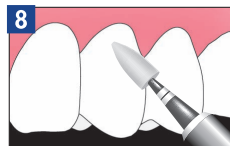
### Universal sub-micron filled quick curing composite resin



Fill & Sculpt



Light cure



Finish & Polish