

**The AdDent, Inc. Polarizing Filter is attached to the Rite-Lite 2 High CRI with four magnets.**

The Polarizing Filter can be purchased with the Rite-Lite 2 High CRI or factory installed on some older models. Check with factory.

**Parts List:**

P/N 110075 - Rite-Lite 2 High CRI w/o Polarizing Filter

P/N 110075-PF - Rite-Lite 2 High CRI w/Polarizing Filter

P/N 640083 - Polarizing Filter

P/N 640015 - Neutral Color Pad (Pk. of 25)

**What Doctors and Ceramists say:**

*"Great product. I have used it to verify my own shade selections. Every single shade selection I chose was verified correct by Rite\*lite 2. This would be an indispensable tool for anyone who doesn't have a great eye for color."*

---Stephen Balloch, DDS  
Glastonbury, CT

*"We love this light. We haven't been off on one shade since we started using this light."*

---Dennis Lempke  
Lempke Dental Laboratories  
Maplewood, MN

*"Using the Rite\*lite 2 made me change my color choices at least 30% of the time."*

---David Zalucky, DDS  
Wilton, CT

**Rite-Lite 2 Tri-Spectra/Hi CRI Shade Matching Light**

Features:	Benefits:
3 light settings for shade taking and color analysis	Use daylight setting to acquire shade; use room and ambient light settings to verify shade
Hi Color Rendition Index (CRI)	Recreates visual spectrum like that of natural sunlight
Polarizing Filter	Enhances visualization of internal tooth structure
3 lighting conditions from one source	Easily toggle between 3 modes with one-touch control
Standardizes lighting conditions between multiple locations	Provides consistent lighting conditions between dental office and dental lab for shade analysis
Controlled viewing area	Eliminates problems of shadowing from upper lip and distracting outside color sources from interfering with shade selection
Neutralizing color tabs included	Eliminates color distraction in the oral cavity
Battery operated	No warm up time required
L.E.D. provides full power instantly	L.E.D. provides 30,000 hours of life
Voltage Regulator	Constant light output with low battery indicator

**Rite\*lite2™**  
TRI-SPECTRA/HI CRI SHADE LIGHT




*Clearly, a Bright Idea.  
Now with Hi CRI!*



43 MIRY BROOK RD. DANBURY, CT 06810  
203-778-0200 • WWW.ADDENT.COM

4/2015 PN660132






*Clearly, a Bright Idea!*

## Rite-Lite 2 High CRI

Rite-Lite 2 High CRI, our 3 in 1 shade matching instrument features three different light spectra to simulate varying lighting conditions typically found in indoor and outdoor environments. The daylight mode is used to initially establish the shade of the tooth or dental restoration, while the room light and ambient light modes are used to verify the shade as it would appear in other common lighting conditions.



### DAYLIGHT - for initial shade taking.

Daylight that is seen in an outdoor environment on a cloudy bright day is an Industry-standard color temperature of 5500 ° Kelvin



**ROOM LIGHT - for verification of shade-taking.** Warm, incandescent light that is found in many indoor environments. Approximately 3200° Kelvin color temperature.



**AMBIENT LIGHT - for verification of shade-taking.** Mixed lighting conditions of daylight and room light that exist in many indoor environments. Approximately 3900° Kelvin color temperature.

## High Color Rendition Index (CRI) for Color Accuracy

The Rite-Lite 2 High CRI LED's recreate the visual spectrum produced by natural sunlight. This allows for the perception of colors not available from standard LED lights. This important feature increases the ability for greater accuracy in shade matching by the practitioner.

This consistent light source means more accurate shade selection and greater collaboration between dentist and ceramist.

## Neutralizing Color Tabs

Placed behind the teeth, these tabs eliminate color distraction in the oral cavity.

## A Reliable, Portable Light Source for Shade-taking and Shade Consultations

### For the dentist:

- Efficient shade selection without having the patient leave the dental chair
- Daylight mode for initial shade determination
- Room light and ambient light modes to verify shade

### For the ceramist:

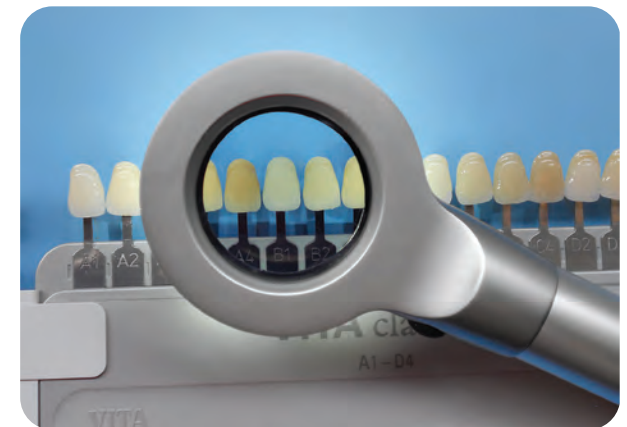
- Shade verification of fired ceramic during buildup
- Quality control: verify finished restorations on the model before sending the case to the doctor
- Efficient shade check without leaving work station

## Polarizing Filter Accessory

The AdDent, Inc. Polarizing Filter eliminates reflection and provides enhanced visualization of the teeth for color, depth and transparencies. It also enhances the visualization of internal details and individual characterization.



Without the Polarizing Filter



With the Polarizing Filter