



# Kerr Matrices Portfolio

The little things that make the big things happen

# A bit of Context

Choosing the right dental matrix means being able to focus on your treatment knowing that everything else is taken care of!

- **Create contact points and correct proximal contact;**
- **Prevent gingival overhangs, reducing finishing work required;**
- **Establish proper anatomic contour, providing a reliable structure;**
- **Reduce humidity, which can otherwise change the composition of the composite;**
- **Reduce oxygen penetration before light-curing.**

## But, which matrix?

Thickness is a dentist's personal choice:

- **The thicker the matrix, the less it will distort, making it easier to insert in interproximal areas.**
- **The best adaptation and contact points are achieved with thinner matrices. As they are thinner, plastic matrices require more attention when placing.**
- **Matrix retainers are used to help with adaptation. Newer, less invasive tensioning systems are available to improve usability and comfort.**

# Index

	PAG.	CLASS			APPLICATION & REMOVAL			MATERIAL			With Dispenser
		CLASS II	CLASS III	CLASS IV	Use w SuperMat	All-in-one	Use with Kerr's Matrix Retainer	Transparent	Steel	titanium	
MetaFix	1	✓				✓			✓		
Lucifix Matrices	1	✓				✓			✓		
Adapt SuperCap Matrices	1	✓			✓				✓		
Hawe Adapt Matrices	1	✓			✓*				✓		
Hawe Contoured Matrices	1	✓			✓*				✓		
Hawe Matrices Micro Thin	1	✓			✓*				✓		
Hawe Matrices Super Thin	1	✓			✓*				✓		
Hawe Premolar and Molar Matrices	1	✓			✓*				✓		
Hawe Titanium Matrices	1	✓			✓*					✓	
Hawe Tofflemire Matrices	1	✓			✓*		✓		✓		
Hawe Tofflemire Contoured Matrices	1	✓			✓*		✓		✓		
Hawe Steel Matrice Bands	1	✓					✓		✓		✓
Hawe Adapt Sectional Matrix System	1	✓						✓			
Hawe Adapt Transparent Strips	1	✓	✓					✓			
Hawe Transparent Strips	1		✓					✓			
Hawe StopStrip	1		✓			✓		✓			
Hawe Striproll	1		✓					✓			✓
Hawe Metal Cervical Matrices	1			✓					✓		
Hawe Transparent Cervical Matrices	1			✓				✓			

\* Use with SuperCup spool

# MetaFix

CLASS II

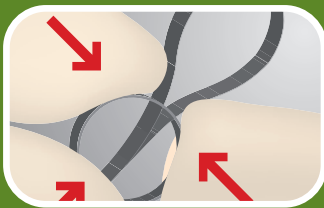
All-in-One matrix system

- Immediate positioning and removal with no extra tools
- Effective contact points and cervical adaptation
- Clear visibility, excellent patient comfort
- 0,038mm thickness




## HOW DOES IT WORK?

### POSITIONING




1. Use the size coding to select the appropriate matrix size. Adapt the tightening ring if needed.

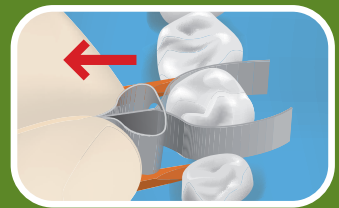


2. Squeeze the closing ring towards the tooth surface, until the matrix is tightened.

### REMOVAL



1. Insert a probe and pull the tear strip in a vertical direction, keeping away from your patient's hard or soft tissues. Hold matrix with your finger, if necessary.



2. Remove the opened matrix from the buccal side.

#### MetaFix Assorted Kit

CONTENTS: 50x Small Matrix; 50x Medium Matrix; 50x Large Matrix.

Part No.	Description
3604	MetaFix Assorted Kit (150 pcs)

#### MetaFix Refills

Part No.	Description
3601	MetaFix Small – Pack of 50
3602	MetaFix Medium – Pack of 50
3603	MetaFix Large – Pack of 50

Also Available

# Lucifix Matrices

All-in-One matrix system

- Integrated fixing device
- No holder needed
- Good visual control
- Cut matrix to release



#### Blue Lucifix / Adapt Luciwedge Matrix System

CONTENTS: 30x Blue Lucifix premolar Matrices, 15x Blue Lucifix molar matrices, 60x Adapt Luciwedges (15 of each size: Ultra Small, Small, Medium, Large)

Part No.	Description
2785 S	Blue Lucifix / Adapt Luciwedge Matrix System
2775	Blue Lucifix Premolar Matrices Refill – Pack of 50
2776	Blue Lucifix Molar Matrices Refill – Pack of 50

#### Transparent Lucifix / Adapt Luciwedge Matrix System

CONTENTS: 30x Transparent Lucifix premolar matrices, 15x Transparent Lucifix molar matrices, 60x Adapt Luciwedges (15 of each size: Ultra Small, Small, Medium, Large)


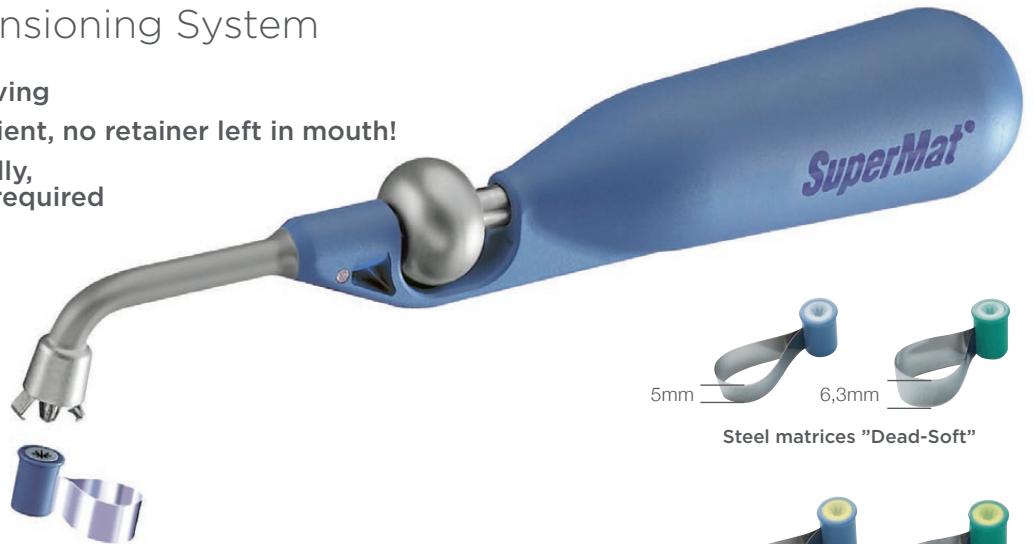
Part No.	Description
785 S	Blue Lucifix / Adapt Luciwedge Matrix System
775	Transparent Lucifix Premolar Matrices Refill – Pack of 50
776	Transparent Lucifix Molar Matrices Refill – Pack of 50

# SuperMat


CLASS II

## Universal Matrix Tensioning System


- Easy to use and time saving
- Comfortable for the patient, no retainer left in mouth!
- Fits matrices anatomically, reducing finishing work required



Steel matrices "Dead-Soft"



Steel matrices "Non-Dead-Soft"



Transparent matrices

## How to use SuperMat

With the **Adapt SuperCap Matrix** – ready to use matrices with integrated spool to fix them to the tensioning device

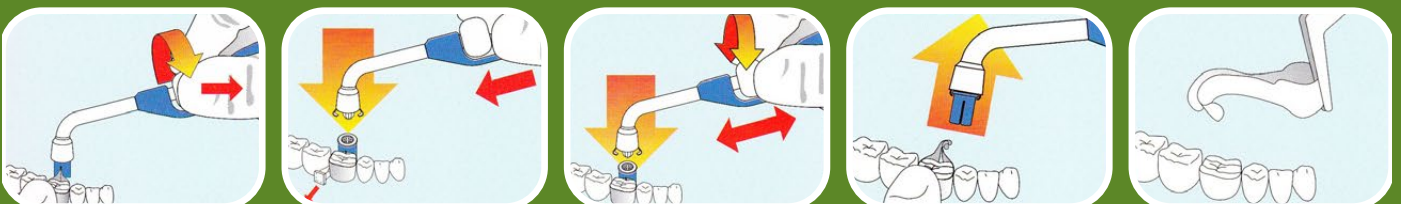
With **SuperCap Spools** – simply add the spool to one of our range of SuperMat-compatible matrices, fix it to the tensioning device and you are ready to go!

## HOW DOES IT WORK?

### POSITIONING



### REMOVAL



### SuperMat Assorted Kit

CONTENTS: 1x SuperLock Tensioning Instrument; 14x Assorted Adapt SuperCap Steel matrices; 6x Assorted Adapt SuperCap Transparent Matrices.

Part No.	Description
2150	SuperMat Assorted kit

### SuperCap Spools Refills

Part No.	Description
2010	100x SuperCap Spools – 5.6mm High
2020	500x SuperCap Spools – 5.6mm High
2015	100x SuperCap Spools – 6.7mm High
2025	500x SuperCap Spools – 6.7mm High

### Adapt SuperCap Matrix Refills

CONTENTS: 50x Adapt SuperCap Steel Matrices.

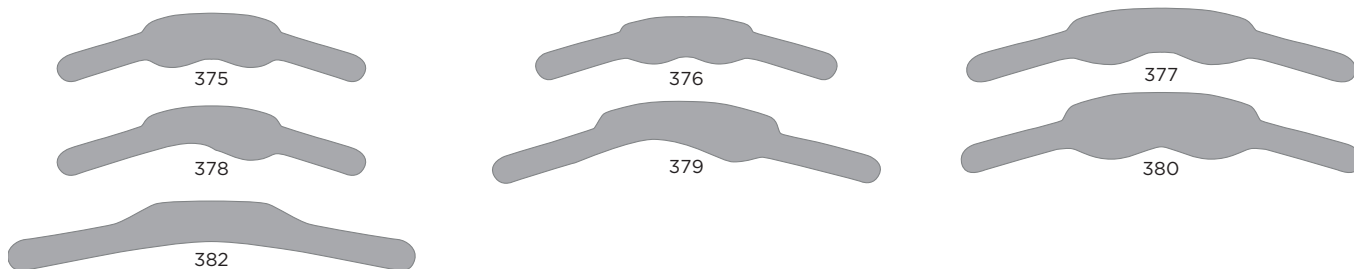
Part No.	Size
2161	0.030, 5.0mm High
2162	0.030, 6.3mm High
2171	0.050, 5.0mm High
2172	0.050, 6.3mm High
2181	0.038, 5.0mm High
2182	0.038, 6.3mm High

# Hawe Adapt and Contoured Matrices

CLASS II



- 0.045mm thickness
- Suitable for proximal areas
- Easy to insert in interproximal area
- Contoured versions available where extra cushioning is needed



Hawe Adapt Matrices Refill - Pack of 30

Part No.	Molar	Premolar
375		MOD
376		MOD
377	MO/OD	
378		MO/OD
379	MO/OD	
380	MOD	



Hawe Contoured Matrices Refill - Pack of 30

Part No.	Molar	Premolar
390		Symmetric shape
391	Symmetric shape	
392		D/M, M/D
393		M/D, D/M
394	D/M, M/D	
395	M/D, D/M	
396	Hawe Contoured Matrices Assorted Kit (5 shapes assorted - 6pcs each)	

# Hawe Micro and Super Thin Matrices

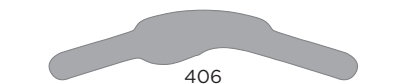
CLASS II



- Stainless steel, 0,030mm or 0,038mm thickness
- Use for both molar and premolar restorations
- Suitable for proximal areas
- Great adaptability to tooth structure



405



406



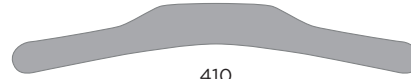
407



408



409



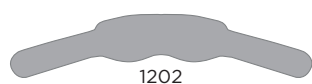
410

## Hawe Matrices Micro Thin - Pack of 30

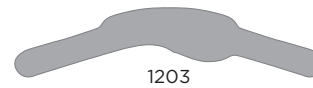
Part No.	Description
405	Hawe Adapt Matrices – 0.03mm thickness
406	Hawe Adapt Matrices – 0.03mm thickness
407	Hawe Adapt Matrices – 0.03mm thickness
408	Hawe Adapt Matrices – 0.03mm thickness
409	Hawe Adapt Matrices – 0.03mm thickness
410	Hawe Adapt Matrices – 0.03mm thickness



1201



1202



1203



1204



1205



1206



1207



1208

## Hawe Matrices Super Thin - Pack of 30

Part No.	Description
1201	Hawe Adapt Matrices – 0.038mm thickness
1202	Hawe Adapt Matrices – 0.038mm thickness
1203	Hawe Adapt Matrices – 0.038mm thickness
1204	Hawe Adapt Matrices – 0.038mm thickness
1205	Hawe Adapt Matrices – 0.038mm thickness
1206	Hawe Adapt Matrices – 0.038mm thickness
1207	Hawe Adapt Matrices – 0.038mm thickness
1208	Hawe Adapt Matrices – 0.038mm thickness

# Hawe Premolar and Molar Matrices

CLASS II



- Anatomically shaped, 0,075mm thickness
- Transparent version is colour coded for easy choosing
- Blue colour helps determine the natural colour of the tooth
- No discoloration when in contact with etching gels, bonds and primers



## Hawe Blue Posterior Matrix System

CONTENTS: 40x Hawe Blue Premolar Matrices, 20x Hawe Blue Molar Matrices, 15x Adapt Luciwedges (15 of each size: Ultra Small, Small, Medium, Large).

Part No.	Description
2780 S	Hawe Blue Posterior Matrix System

## Hawe Blue Posterior Matrix Refill

Part No.	Description
2773	Hawe Blue Premolar Matrices Refill - Pack of 50
2774	Hawe Blue Molar Matrices Refill - Pack of 50



## Hawe Trasparent Posterior Matrix System

CONTENTS: 40x Hawe Trasparent Premolar Matrices, 20x Hawe Trasparent Molar Matrices, 15x Adapt Luciwedges (15 of each size: Ultra Small, Small, Medium, Large).

Part No.	Description
780 S	Hawe Blue Posterior Matrix System

## Hawe Transparent Posterior Matrix Refill

Part No.	Description
773	Hawe Trasparent Premolar Matrices Refill - Pack of 50
774	Hawe Trasparent Molar Matrices Refill - Pack of 50

Great with...

# Adapt Luciwedges

The high-tech solution for the separation of the teeth, adaptation and fixing of the matrix



## Adapt Luciwedge Assorted Kit

CONTENTS: 40x Adapt Luciwedges Ultra Small, 40x Adapt Luciwedges Small, 40x Adapt Luciwedges Medium, 30x Adapt Luciwedges Large.

Part No.	Description
730	Adapt Luciwedge Assorted Kit

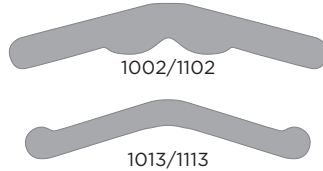
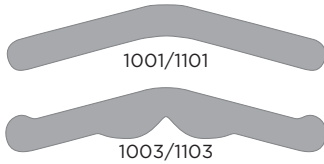
## Adapt Luciwedge Refill

Part No.	Description
734	Adapt Luciwedge - Ultra Small - Pack of 100
731	Adapt Luciwedge - Small - Pack of 100
732	Adapt Luciwedge - Medium - Pack of 100
733	Adapt Luciwedge - Large - Pack of 100

# Hawe Tofflemire Matrices

CLASS II

- Available in 0,05mm and 0,038mm thickness
- Use with the SuperMat tensioning system or with a traditional matrix retainer
- Standard or contoured depending on need



## Hawe Tofflemire Matrices - Pack of 30

Part No.	Description
1001/30	Hawe Tofflemire Matrices – 0.050mm thickness
1101/30	Hawe Tofflemire Matrices – 0.038mm thickness
1002/30	Hawe Tofflemire Matrices – 0.050mm thickness
1102/30	Hawe Tofflemire Matrices – 0.038mm thickness
1003/30	Hawe Tofflemire Matrices – 0.050mm thickness
1103/30	Hawe Tofflemire Matrices – 0.038mm thickness
1013/30	Hawe Tofflemire Matrices – 0.050mm thickness
1113/30	Hawe Tofflemire Matrices – 0.038mm thickness
1015/30	Hawe Tofflemire Matrices – 0.050mm thickness
1115/30	Hawe Tofflemire Matrices – 0.038mm thickness



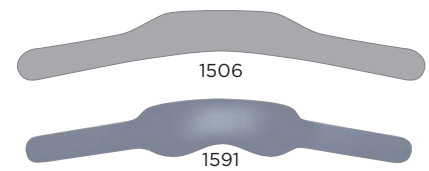
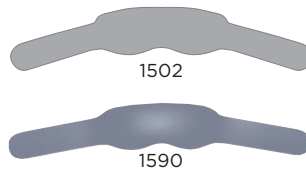
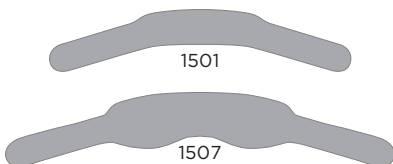
## Hawe Tofflemire Contoured Matrices - Pack of 30

Part No.	Description
1001 C	Hawe Tofflemire Contoured Matrices – 0.050mm thickness
1101 C	Hawe Tofflemire Contoured Matrices – 0.038mm thickness

# Hawe Titanium Matrices

CLASS II

- Biocompatible, 0.03mm thickness
- Available for molar, premolar / countoured or double-sided
- Suitable for proximal areas
- Great adaptability to tooth structure



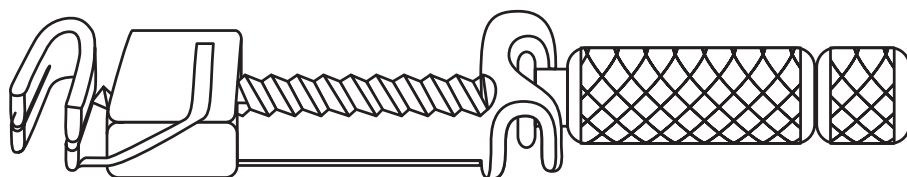
## Hawe Titanium Matrices - Pack of 30

Part No.	Molar	Premolar	Contoured	Double-sided
390		x		
391		x		x
392	x			
393	x			x
394			x	
395			x	

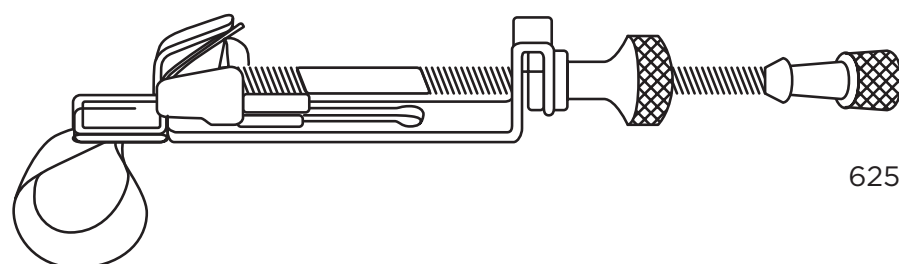
# Traditional Matrix Retainers

CLASS II

- Selection of steel matrix retainers
- Easy to use with any matrix requiring retainer
- Allows tight fitting of the matrix to the tooth



1140



625

## Hawe Tofflemire Matrices - Pack of 30

Part No.	Description
1120	Tofflemire Matrix Retainer Junior
1130	Tofflemire Matrix Retainer Senior
1140	Tofflemire Matrix Retainer Universal
625	Neos Matrix Retainer

# Hawe Steel Matrix Bands

CLASS II

- Handy matrix dispenser to cut the strip at preferred length
- To be used for non-deep cavities
- Easy to handle and store



## Hawe Steel Matrix Bands - 3 meters

Part No.	Description
1120	Hawe Steel Matrix Bands - 0,03mm thickness - 5mm width
1130	Hawe Steel Matrix Bands - 0,03mm thickness - 6mm width
1140	Hawe Steel Matrix Bands - 0,03mm thickness - 7mm width
1130	Hawe Steel Matrix Bands - 0,045mm thickness - 5mm width
1140	Hawe Steel Matrix Bands - 0,045mm thickness - 6mm width
625	Hawe Steel Matrix Bands - 0,045mm thickness - 7mm width

# Hawe Adapt Sectional Matrix System

CLASS II

- Suitable for small cavities and micro-restorations
- Transparent or blue depending on personal preference
- To be used in conjunction with rings and forcep

## Hawe Adapt Sectional Matrix Refill Packs

Part No.	Description
2751	100x Hawe Blue Adapt Sectional Matrix (0.05mm thickness, 5mm width, moderate curve), 100x Approximal Shapers.
2752	100x Hawe Blue Adapt Sectional Matrix (0,05mm thickness, 6,5mm width, moderate curve); 100 Approximal Shapers
2753	100x Hawe Blue Adapt Sectional Matrix (0,05mm thickness, 5mm width, increased curve); 100 Approximal Shapers
2754	100x Hawe Blue Adapt Sectional Matrix (0,05mm thickness, 6,5mm width, increased curve); 100 Approximal Shapers
751	100x Hawe Transparent Adapt Sectional Matrix (0,05mm thickness, 5mm width) ; 100 Approximal Shapers
752	100x Hawe Transparent Adapt Sectional Matrix (0,05mm thickness, 6,5mm width, moderate curve); 100 Approximal Shapers
753	100x Hawe Transparent Adapt Sectional Matrix (0,05mm thickness, 5mm width, moderate curve); 100 Approximal Shapers
754	100x Hawe Transparent Adapt Sectional Matrix (0,05mm thickness, 6,5mm width, moderate curve); 100 Approximal Shapers
756	100x Hawe Transparent Adapt Sectional Matrix (0,05mm thickness, 5mm width, moderate curve); 100 Approximal Shapers
757	100x Hawe Transparent Adapt Sectional Matrix (0,05mm thickness, 6,5mm width, moderate curve); 100 Approximal Shapers
758	100x Hawe Transparent Adapt Sectional Matrix (0,05mm thickness, 5mm width, moderate curve); 100 Approximal Shapers
759	100x Hawe Transparent Adapt Sectional Matrix (0,05mm thickness, 6,5mm width, moderate curve); 100 Approximal Shapers



## Hawe Blue Adapt Sectional Matrix Kit

CONTENTS: 200x Assorted Blue Sectional Matrices (4x 50), 200x Approximal Shapers, 1 Application Forceps, 15x Adapt Luciwedges (5x Small, 5x Medium, 5x Large).

Part No.	Description
2750	Hawe Blue Adapt Sectional Matrix Kit

## Hawe Transparent Adapt Sectional Matrix Kit


CONTENTS: 200x Assorted Transparent Sectional Matrices (4x 50), 200x Approximal Shapers, 1 Application Forceps, 15x Adapt Luciwedges (5x Small, 5x Medium, 5x Large).

Part No.	Description
----------	-------------

# Hawe Adapt Transparent Strips

CLASS II/CLASS III

- Anatomically pre-shaped transparent strips
- 0.075mm thickness
- Easy to use even during light curing



## Hawe Adapt Transparent Strips

Part No.	Description
680	100x Hawe Adapt Transparent Strips

# Hawe Transparent Strips

CLASS III

- Colour coded to identify the appropriate width
- To be used after filling the cavity and before light curing
- Composite does not stick to the matrix

## Hawe Transparent Strips - Pack of 100

Part No.	Colour	Length	Width	Shape
690	Yellow	100mm	6mm	Straight
691	Red	100mm	8mm	Straight
692	Blue	100mm	10mm	Straight
695	Yellow	73mm	6mm	Curved
696	Red	73mm	8mm	Curved
697	Blue	73mm	10mm	Curved



# Hawe StopStrip

CLASS III

- Fill the cavity and place the strip before light curing
- Strip can be positioned and fastened safely, no need to hold with finger
- Composite does not stick to the matrix

## Hawe StopStrip - Pack of 100

Part No.	Colour	Thickness	Width	Shape
641	Red	0.05mm	8mm	Straight
642	Blue	0.05mm	10mm	Straight
651	Red	0.05mm	8mm	Curved
652	Blue	0.05mm	10mm	Curved



## Hawe StopStrip Assortment - Straight

CONTENTS: 75x Hawe StopStrip Straight Matrices 8mm wide, 75x Hawe StopStrip Straight Matrices 10mm wide.

Part No.	Description
640	Hawe StopStrip Assortment - Straight

## Hawe StopStrip Assortment - Curved

CONTENTS: 75x Hawe StopStrip Curved Matrices 8mm wide, 75x Hawe StopStrip Curved Matrices 10mm wide.

Part No.	Description
650	Hawe StopStrip Assortment - Curved

# Hawe Striproll

CLASS III

- Fill the cavity and place the strip before ligh curing
- Handy matrix dispenser to cut the strip at preferred length
- Composite does not stick to the matrix


## Hawe Transparent Strips - Pack of 100

Part No.	Thickness	Lenght	Width	Colour
2685	0.05mm	15m	6mm	Blue
2686	0.05mm	15m	8mm	Blue
2687	0.05mm	15m	10mm	Blue
685	0.05mm	15m	6mm	Transparent
686	0.05mm	15m	8mm	Transparent
687	0.05mm	15m	10mm	Transparent



# Hawe Transparent Cervical Matrices

- Bendable and adaptable with less memory effect
- No manipulation needed before filling
- Compact filling without risk of composite sticking to the matrix



851 S

852 S

853 S

854 S

855 S

856 S

857 S

## Hawe Transparent Cervical Matrices Refill

Part No.	Description
851 S	Hawe Transparent Cervical Matrices - Pack of 150
852 S	Hawe Transparent Cervical Matrices - Pack of 150
853 S	Hawe Transparent Cervical Matrices - Pack of 150
854 S	Hawe Transparent Cervical Matrices - Pack of 150
855 S	Hawe Transparent Cervical Matrices - Pack of 150
856 S	Hawe Transparent Cervical Matrices - Pack of 150
857 S	Hawe Transparent Cervical Matrices - Pack of 150

## Hawe Transparent Cervical Matrices Assorted Kit

CONTENTS: 35x Hawe Transparent Cervical Matrices in 5 Shapes (851 S – 855 S), 50x Hawe Transparent Cervical Matrices in 2 Shapes (856 S – 857 S), 1x Gingival Retractor, 1x Holding Instrument.


Part No.	Description
850 S	Hawe Transparent Cervical Matrices Assorted Kit

## Hawe Transparent Cervical Matrices Accessories

Part No.	Description
860	1x Plastic Gingival Retractor
861	1x Holding Instrument

# Hawe Metal Cervical Matrices

- Specially treated aluminium surface
- Use only for precious metals and Amalgam fillings
- Resistant to curing light



719

720

721

722

723

## Hawe Metal Cervical Matrices Refill

Part No.	Description
719	Hawe Metal Cervical Matrices - Pack of 150
720	Hawe Metal Cervical Matrices - Pack of 150
721	Hawe Metal Cervical Matrices - Pack of 150
722	Hawe Metal Cervical Matrices - Pack of 150
723	Hawe Metal Cervical Matrices - Pack of 150

Try one of our matrices' range complementary products:

## Sycamore Interdental Wedges

Splint-free wedges that adapt to the tooth's anatomy: match the interdental contour, easy to insert, prevent damage to the papillae!



## Adapt Luciwedges

The high-tech solution to separate the teeth, adapt to the contour and fix the matrix.



## OptiDam

The first 3 dimensional, low radiopacity rubber dam that gives you stress free positioning and outstanding patient comfort.



\* Full information on complementary products available on [www.kerrdental.eu](http://www.kerrdental.eu)

[www.KerrDental.eu](http://www.KerrDental.eu)

KerrHawe SA - P.O. BOX 272, 6934 Bioggio, Switzerland  
Phone +41 91 610 05 05 - Fax +41 91 610 05 14 - [info@kerrdental.eu](mailto:info@kerrdental.eu)