

DETERGENT DISINFECTANT SOLUTION FOR ROTATING DENTAL INSTRUMENTS

DENTASEPT Special Rotative

DETERGENT DISINFECTANT FOR BURS, ROTARY AND CANAL INSTRUMENTS, PRIOR TO STERILISATION

- Ready to use solution
- Compatible with a wide range of materials, nickel, titanium, tungsten carbide, aluminium, etc
- Contact time from 5 minutes
- Excellent microbiological properties - effective on enveloped viruses
- Can be used in an ultrasonic cleaner



DENTASEPT Special Rotative

Detergent disinfectant for burs, rotary and canal instruments, prior to sterilisation

PRODUCT CHARACTERISTICS

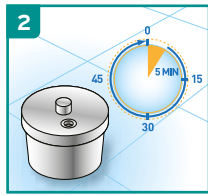
- Clear and colourless liquid
- Density 1.00 at 20°C
- pH-level of pure product 8.1

INSTRUCTIONS FOR USE

Before use: Wear appropriate gloves.



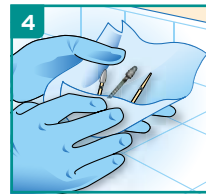
1 Pour Dentasept Special Rotative into a dip tank. Do not dilute.



2 Totally immerse the instruments into the solution, cover and leave to soak. Comply with the minimum contact time of 5 minutes.



3 Remove instruments from the solution. Thoroughly rinse treated medical devices with tap water to remove all traces of product and organic soiling.



4 Properly dry the instruments and prepare them for sterilisation.

Replace the solution as soon as it is visibly soiled and at least once per day to maintain the effectiveness of the product.

MICROBIOLOGICAL PROPERTIES

CLAIM/ CONDITIONS	CONTACT TIME
Bactericidal* According to EN 13727/EN 14561	5 min
Yeasticidal* According to EN 13624/EN 14562	5 min
Tuberculocidal* According to EN 14348/EN 14563	60 min
Effective against enveloped viruses* According to EN 14476/EN 17111	15 min

*Dirty conditions

PACKAGING AND ORDERING INFORMATION

PRODUCT	PACKAGING UNIT	ORDER CODE
Dentasept Special Rotative	1 x 2 L canister	XXXXXX
Dentasept Special Rotative	1 x 5 L canister	XXXXXX



D.M.D.
1, Rue de l'Espoir
59260 Lezennes
France

Distributed by:
LABORATOIRES ANIOS
1, Rue de l'Espoir
59260 Lezennes
France

APPLICATION AREA

Ready to use detergent disinfectant solution for the treatment of burs, rotary and canal instruments, prior to sterilisation.

INSTRUCTIONS FOR USE

Ready to use solution.

1. Pour Dentasept Special Rotative into a dip tank. Do not dilute.
2. Totally immerse the instruments into the solution, cover and leave to soak. Comply with the minimum contact time of 5 minutes.
3. Remove instruments from the solution. Thoroughly rinse treated medical devices with tap water to remove all traces of product and organic soiling.
4. Properly dry the instruments and prepare them for sterilisation.

Replace the solution as soon as it is visibly soiled and at least once per day to maintain the effectiveness of the product.

INGREDIENTS

Carbonate and hydrogencarbonate of N, N-didecyl-N, N-dimethylammonium, non-ionic surfactants, sequestering agent, perfume, colorant and excipients.

STORAGE

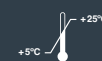
Dangerous - respect the precautions for use (drawn up according to the European rules in force regarding the classification and labelling of chemical products). Storage: from +5°C to +25°C.

CERTIFICATES

Medical device. Full antimicrobial activity for Dentasept Special Rotative is included in the scientific dossier, available on request.

MEDICAL DEVICE USE SAFELY

Please read label and product information.



FOR PROFESSIONAL USE ONLY.



An Ecolab Company

www.anios.com