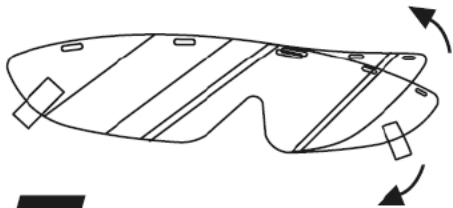
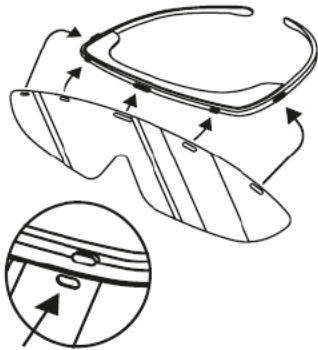


HOW TO ASSEMBLE



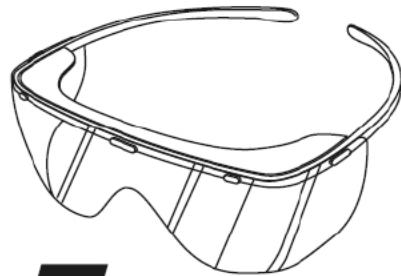
1

Peel off protective film on each side of the shield before attaching it to the frame.



2

Line up and match the lens holes with the frame tabs starting from the centre.



3

Check that all five tabs have been securely attached.



4

The eye shield is ready for use. Replace if any damage or scratches appear.