

# occlufast



IMPERCEPTIBLE, LIKE AIR

Addition silicones for bite registration



occlufast

IMPERCEPTIBLE, LIKE AIR

# Your registration, with no interference! Occlufast, an accurate choice.

Addition silicones are extensively used for bite registration thanks to the numerous advantageous technical, chemical and physical characteristics they afford dentists and that make them superior to other materials <sup>[1]</sup>.

## A VAST RANGE FOR DIVERSE USES.

Occlufast is a **vast range** of addition silicones for bite registration, developed to meet the diverse demands of clinical practice.

All the products in the range boast an **imperceptible consistency, dimensional stability, thixotropy and biocompatibility on damaged mucosae.**

With new digital work-flows in mind, the Occlufast range also includes a **scannable** product.

In addition, the entire range is **gluten- and lactose-free**, tangible proof of the attention Zhermack dedicates to the work of practitioners and patient health.

## THE FULL RANGE Zhermack product choice guide

HIGH-TECH,  
HIGH-PERFORMANCE  
SOLUTIONS

**extraPro**

Occlufast+  
Occlufast+ Color

SOLUTIONS  
FOR SPECIFIC  
APPLICATIONS

**specialPro**

Occlufast CAD

VERSATILE  
SOLUTIONS

**multiPro**

Occlufast Rock

ESSENTIAL  
SOLUTIONS

**easyPro**

# An accurate choice

According to clinical literature, the **ideal characteristics** of a bite registration material are: **limited bite resistance, dimensional stability, rigidity, accurate reproduction of the incisal plane, manageability, biocompatibility, ease of verification**<sup>[2,3]</sup>.



## Trust in Occlufast

Occlufast range products **meet these ideal requirements** and therefore favour the achievement of an accurate bite registration.

### IMPERCEPTIBLE CONSISTENCY

Occlufast's imperceptible consistency allows the patient to bite in a natural manner, **thus reducing the chances of the mandible shifting** due to an unnatural occlusion<sup>[4]</sup>.

### RIGIDITY

From a clinical standpoint, a **material's ability to resist compression forces is a crucial characteristic**, because any discrepancy between the relationship of the arches inside the patient's mouth and that presented by the models positioned on the articulator results in one or more imprecisions on the final restoration<sup>[5]</sup>.

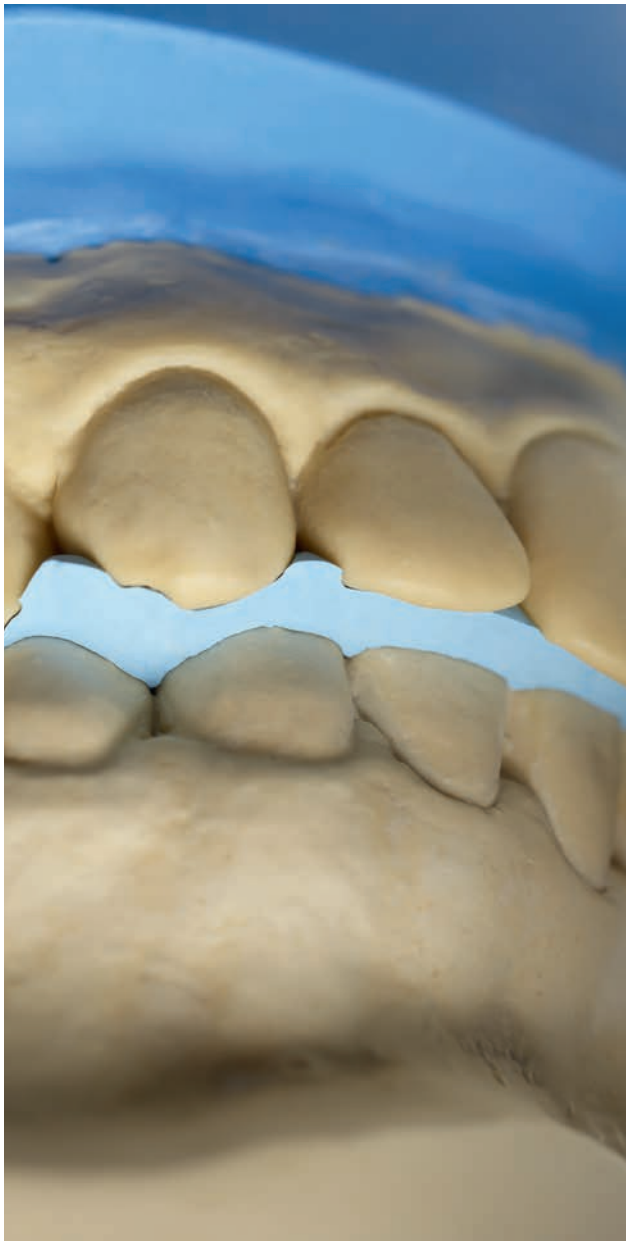

### DIMENSIONAL STABILITY

The material's dimensional stability **allows it to maintain the accuracy** of the bite registration **even several days after it was taken**.

If the material is not dimensionally stable, the gypsum models on the articulator do not faithfully reproduce the occlusal relationships between the upper and lower arches recorded during the clinical phase<sup>[6]</sup>.

# Why a silicone?

In addition to the practitioner's skill and the technique chosen, the material used can also have a decisive impact on the accuracy of the bite registration<sup>[7]</sup>.



## Why opt for a **silicone**?

### **IMPERCEPTIBILITY IS A RARE QUALITY**

Scientific literature often stresses that addition silicones **do not interfere with occlusion**<sup>[4]</sup> whereas waxes, for instance, present high resistance during occlusion that, due to the thickness of the material between the arches, does not make it possible to occlude in a natural and unforced manner<sup>[8]</sup>.

### **GREATER STABILITY**

Addition silicones are **the most dimensionally stable materials on the market**<sup>[9]</sup>.

Materials such as waxes and resins, on the other hand, are dimensionally unstable and can result in a shrinkage and warping of the bite registration<sup>[9]</sup>.

### **IMPROVED USER COMFORT**

Manageability is another aspect that characterises bite registrations using addition silicones<sup>[9]</sup>.

Thanks to the ready-to-use cartridges, the silicone **can be mixed and applied in an easy, quick and constant manner**, without requiring complex or special processing techniques that can be user-dependent, as when using waxes and resins.



# extraPro

## High-performance addition silicones

Solutions for practitioners looking for high performance.  
The high final hardness helps to obtain accurate  
and reliable bite registrations.

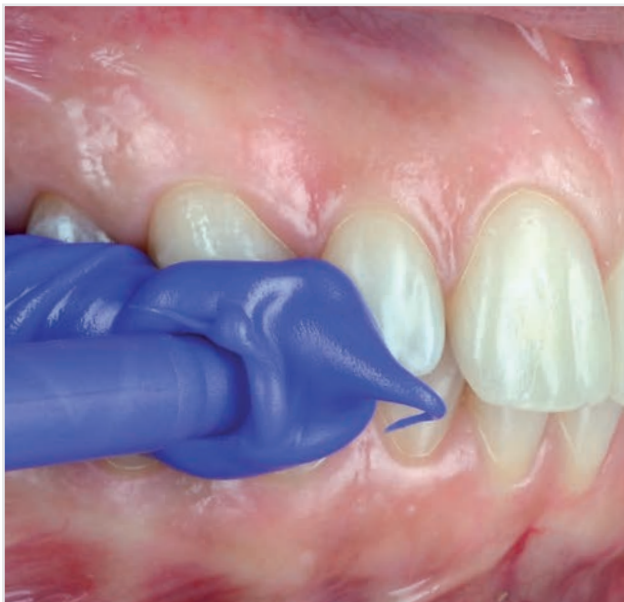
## Occlufast+ | Occlufast+ Color

Occlufast+ and Occlufast+ Color belong to the extraPro category and feature the best technical characteristics of the Occlufast range.

# Occlufast+

## extraPro

High hardness A-silicone for accurate bite registration.



## PRODUCT BENEFITS

- **High final hardness:** helps maintain a precise and accurate bite registration<sup>[10]</sup>
- **Yellow mixing tip:** reduces waste and makes it possible to perform up to 2 bite registrations more than the green tips\*
- **Blue color:** the color of the material facilitates the evaluation of the occlusal registration, for over 70% of the users\*\*.
- **Imperceptible consistency, thixotropy and dimensional stability of up to 15 days**



MANGOSTEEN

## Technical data

Working time***	30"
Time in mouth****	1'00"
Surface detail reproduction	5 µm
Hardness	37±5 Shore D

\*Saving of 1.4 ml per use. In-house in vitro test considering 5.5 ml of material per bite registration.

\*\* Survey Zhermack Italy, Spain, Germany, Poland on 52 Occlufast + users, 2018

\*\*\* Clinical use times are intended as from the start of mixing at 23 °C / 73 °F.

\*\*\*\* The time in mouth is intended as at 35 °C / 95 °F.

# Occlufast+ Color

## extraPro

High hardness thermochromic A-silicone for accurate bite registration.



## PRODUCT BENEFITS

- **Thermochromic:** the colour of the material changes from green to yellow during the setting phase in the patient's mouth. This provides the dentist with a visual guide, which minimises the risk of having to repeat the procedure due to premature removal from the patient's mouth.
- **High final hardness:** helps maintain a precise and accurate bite registration<sup>[10]</sup>
- **Yellow mixing tip:** reduces waste and makes it possible to perform up to 2 bite registrations more than the green tips\*
- **Imperceptible consistency, thixotropy and dimensional stability of up to 15 days**



### LIME

- Green at ambient temperature
- Yellow at 35 °C in the patient's mouth

## Technical data

Working time**	30"
Time in mouth***	1'00"
Surface detail reproduction	5 µm
Hardness	37±5 Shore D

\*Saving of 1.4 ml per use. In-house in vitro test considering 5.5 ml of material per bite registration

\*\* Clinical use times are intended as from the start of mixing at 23 °C / 73 °F.

\*\*\* The time in mouth is intended as at 35 °C / 95 °F.





# specialPro

## Addition silicones for special applications

Solutions for highly-professional practitioners looking for a product that makes it possible to access the digital work-flow whilst maintaining their personal clinical method.

### Occlufast CAD

# Occlufast CAD

## specialPro

Scannable A-silicone for accurate bite registration.



## PRODUCT BENEFITS

- **Scannability\***: facilitates access to digital workflows and improves communication with the dental technician
- **Imperceptible consistency**: the patient is able to occlude naturally, which reduces the likelihood of the mandible shifting due to unnatural occlusion<sup>[4]</sup>
- **Thixotropy**: the material does not run, but flows easily over the surfaces of the teeth<sup>[10]</sup>
- **Dimensional stability for up to 7 days**: makes it possible to maintain the accuracy of the bite registration even several days after it has been taken



SCANNABLE

## Technical data

Working time**	30"
Time in mouth***	1'00"
Surface detail reproduction	20 µm
Hardness	95 Shore A

\*Occlufast CAD can be scanned using optical scanners (structured light and laser) and CBCT without using opacifier powders.

\*\* Clinical use times are intended as from the start of mixing at 23 °C / 73 °F.

\*\*\* The time in mouth is intended as at 35 °C / 95 °F.



# multiPro

Versatile addition silicones.

Solutions whose versatility is their strength.  
Developed for practitioners looking for a reliable product able to satisfy  
the diverse demands of daily clinical practice.

## Occlufast Rock

# Occlufast Rock

## multiPro

The first bite registration silicone in Zhermack's history, well-known and used the world over.



## PRODUCT BENEFITS

- **Imperceptible consistency:** the patient is able to occlude naturally, which reduces the likelihood of the mandible shifting due to unnatural occlusion<sup>[4]</sup>
- **Thixotropy:** the material does not run, but flows easily over the surfaces of the teeth<sup>[10]</sup>
- **Dimensional stability for up to 7 days:** makes it possible to maintain the accuracy of the bite registration even several days after it has been taken

## ZHERMACK'S FIRST BITE REGISTRATION MATERIAL THE BEST-SELLER

After more than 30 years' use in dental practices, Occlufast Rock is still one of the best-known and most popular materials in the world

## Technical data

Working time*	30"
Time in mouth**	1'00"
Surface detail reproduction	20 µm
Hardness	95 Shore A

\* Clinical use times are intended as from the start of mixing at 23 °C / 73 °F.

\*\* The time in mouth is intended as at 35 °C / 95 °F.

## Safe for use even on intolerant patients.

All Zhermack addition silicones are gluten- and lactose-free, which guarantees peace of mind and safety even when used on intolerant patients.

This allows the dentist to perform impression procedures with peace of mind and in absolute safety.



## Find out more about related Zhermack products for bite registration

The disinfection of the bite registration is an essential step in order to limit the risk of cross-contamination between the dental practice and the dental laboratory. Zhermack bite registration materials can be disinfected using products containing quaternary ammonium salts, mixtures of alcohol and surface tension reducers, such as the **Zeta 7 Spray** and **Zeta 7 Solution** products in Zhermack's Zeta Hygiene line.



### Zeta 7 Spray

Ready-to-use disinfectant spray with a broad spectrum of action for rapid impression disinfection.

### Zeta 7 Solution

Concentrated disinfectant with a broad spectrum of action for impression disinfection

For more information please visit our website: [www.zhermack.com](http://www.zhermack.com)

# Pack types



## extraPro

### HIGH-TECH, HIGH-PERFORMANCE BITE REGISTRATION SILICONES

Code	Product	Pack type
C200791	Occlufast+	2 x 50 ml cartridges (Base + Catalyst) + 12 yellow mixing tips
C200792	Occlufast+	8 x 50 ml cartridges (Base + Catalyst)
C200790	Occlufast+	1 x 50 ml cartridges (Base + Catalyst) + 6 yellow mixing tips
C200781	Occlufast+ Color	2 x 50 ml cartridges (Base + Catalyst) + 12 yellow mixing tips
C200782	Occlufast+ Color	8 x 50 ml cartridges (Base + Catalyst)
C200780	Occlufast+ Color	1 x 50 ml cartridges (Base + Catalyst) + 6 yellow mixing tips

## specialPro

### BITE REGISTRATION SILICONE FOR SPECIAL APPLICATIONS

Code	Product	Pack type
C200800	Occlufast CAD	2 x 50 ml cartridges (Base + Catalyst) + 12 green mixing tips

## multiPro

### VERSATILE BITE REGISTRATION SILICONE

Code	Product	Pack type
C200726	Occlufast Rock	2 x 50 ml cartridges (Base + Catalyst) + 12 green mixing tips

### ACCESSORIES

Code	Product
C202070	Yellow mixing tips (48 pcs)
C202080	Green mixing tips (48 pcs)
C202100	D2 1:1 dispenser

## Bibliography

- [1] Balvinder S S, Mittal D. Interocclusal records in fixed prosthodontics. *Indian Journal of Oral Science*. 2019; 4(3):120-124. DOI: 10.4103/0976-6944.122954.
- [2] Wieckiewicz M, Grychowska N, Zietek M, Wieckiewicz W. Evaluation of the elastic properties of thirteen silicone interocclusal recording materials. *BioMed Research International*. 2016; 1-8. ID 7456046 10.1111/j.1365-2842.2010.02173.x.
- [3] Tejo K S., Kumar A G, Kattimani V S, Desai P D, Sandeep N, Chaitanya K. A comparative evaluation of dimensional stability of three types of interocclusal recording materials- an in-vitro multi-centre study. *Head & Face Medicine*. 2012; 8(27): 1-9. doi: 10.1186/1746-160X-8-27
- [4] Mobilio M, Catapano S. Effect of experimental jaw muscle pain on occlusal contacts. *Journal of Oral Rehabilitation*. 2011; 38(6): 404-409. doi: 10.1111/j.1365-2842.2010.02173.x
- [5] Chandu G S, Khan M F, Asnani P. Evaluation and comparison of resistance to compression of various interocclusal recording media: an in vitro study. *Journal of international oral health*. 2015; 7(5): 24-29. PMID: 26028898
- [6] Campos A A, Nathanson D. Compressibility of two polyvinylsiloxane interocclusal record materials and its effect on mounted cast relationships. *The Journal of Prosthetic Dentistry*. 1999; 82(4): 456.461.
- [7] Anup G, Ahila S C, VasanthaKumar M. Evaluation of dimensional stability, accuracy and surface hardness of interocclusal recording materials at various time intervals: an in vitro study. *J Indian Prosthodontic Society*. 2011; 11(1): 26-31. DOI 10.1007/s13191-011-0054-0
- [8] Millstein PL, Clark RE, Kronman JH Determination of the accuracy of wax interocclusal registrations. Part II. *The Journal of prosthetic dentistry*, 1973, 29.1: 40-45. doi: 10.1016/0022-3913(73)90137-6
- [9] Deepthi B, Rakshagan V, Ashish R. Jain. Recent interocclusal record material for prosthetic rehabilitation - A literature review. *Drug invention today*. 2018; 10(10). ID: JPRS-Pcol-00002545
- [10] Kenneth A, Phillips' Science of Dental Materials, 2012; 33



# Fulfilling your needs