

+
**WE
KNOW
ENDO.**

MAILLEFER
TruAnatomy™

True, Natural, Anatomy

A solution that adapts to you, leveraging your expertise.

dentsplysirona.com/truanatomy

 **Dentsply
Sirona**

Introducing **TruNatomy™**, the latest creation from **Dentsply Sirona** that is part of a long tradition of successful endodontic treatment solution. This tradition includes recognized brands such as **ProTaper®** and **WaveOne®**, both known and trusted around the world for their reliability and performance.



Dr. George Bruder (DMD)

Dr. Ove Peters (DMD, MS, PhD)

TruNatomy™'s unique combination of features was developed in partnership with skilled practitioners, **Dr. George Bruder** and **Dr. Ove Peters**, leaders in the field of endodontics, with the **Dentsply Sirona's** Maillefer Research and Development Engineering teams. **TruNatomy™** combines Swiss precision with advanced engineering to offer the benefits of improved performance with increased respect of the tooth anatomy.¹

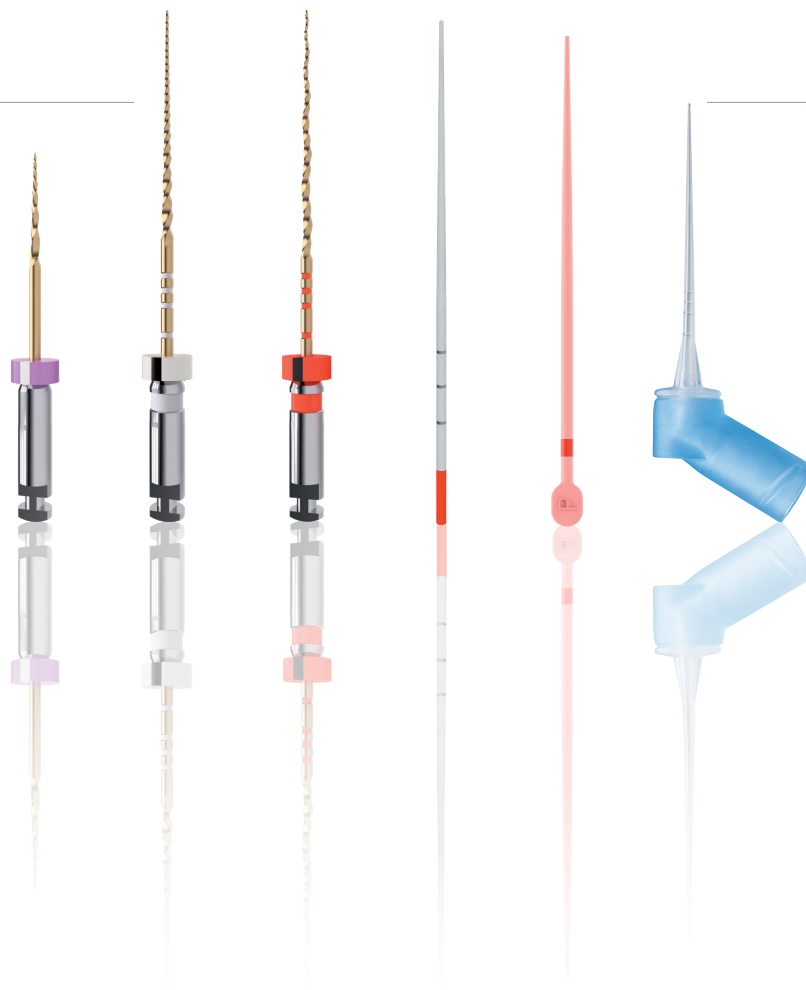
¹ Internal data compared to ProTaper Next*

The new **TruNatomy™** solution offers:

- Smooth feeling during preparation
- Improved performance and efficacy¹
- More space for debridement and debris removal¹
- Respect of the natural tooth anatomy
- Preserve tooth structure

TruNatomy™ features products for each step of the root canal treatment that work together smoothly:

- **Orifice Modifier**, **Glide Path** and **Shaping Files**
- Dedicated **Absorbent points**
- Dedicated **Conform Fit™ Gutta-Percha Points**
- New flexible irrigation needle



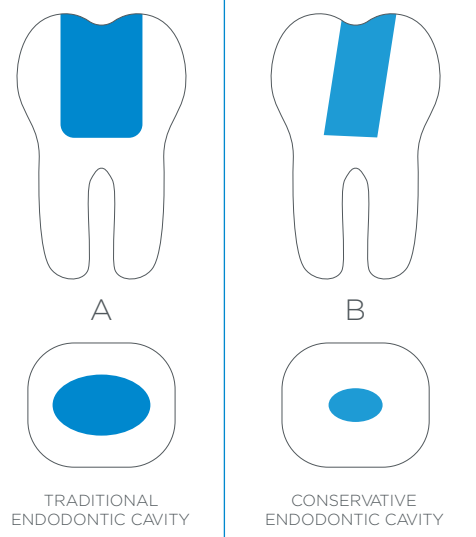
¹ Internal data compared to ProTaper Next*

ENDODONTIC ACCESS

Successful root canal treatment starts with adequate access to the pulp chamber. The ideal procedure provides access to root canal orifices with minimal loss of dentin.

Retaining dentin serves as the critical base for a quality restoration following root canal treatment. The more dentin preserved during an endodontic treatment, the more options there will be to perform a successful, durable restoration.¹

Thus, a Conservative Endodontic Cavity (CEC) is the recommended with the **TruAnatomy™** system.



How small should the access cavity be?

Our recommendation is for the orifice to be "as small as practical"² given the clinical case. Therefore, Conservative Endodontic Cavity (CEC) is recommended above other options.

¹ Internal Data

² Schilder H. Cleaning and shaping the root canal. Dent Clin North Am 1974;18:269-96.

INSTRUMENTATION



PREPARING THE CANAL

The **TruNatomy™ Orifice Modifier** shapes the orifice to create the ideal entry point for the **TruNatomy™ Glider** and **TruNatomy™ Shaping Files**. This file contributes to preserve the coronal anatomy due to its flexibility, diameter and heat-treated NiTi alloy. It is also ideal for cases in which the canal is not vertically oriented as it can enter the tooth from different angles.¹

The **TruNatomy™ Orifice Modifier** is recommended in the basic **TruNatomy™** sequence.

GLIDE PATH

The efficacy of root canal preparation is significantly enhanced when an effective, reproduceable glide path is created.² For that, the **TruNatomy™** system features a dedicated glide path instrument.

- Operates at a higher speed with less torque³
- With just 2 cutting edges,⁴ it encounters less resistance and thus requires less applied pressure, ensuring precision with increased ease of use¹
- Thermal treatment provides greater flexibility with improved fatigue resistance⁵

All files operate at higher speed with less torque: 500rpm and 1.5 torque



TruNatomy™ Orifice Modifier



TruNatomy™ Glider



TruNatomy™ Small Shaping File



TruNatomy™ Prime Shaping File



TruNatomy™ Medium Shaping File

SHAPING

TruNatomy™ Shaping Files are available in three different sizes and lengths to treat a wide range of cases. While the **TruNatomy™ Prime** shaping file is appropriate for most cases, two additional shaping files, the **TruNatomy™ Small** and the **TruNatomy™ Medium**, are available to address both smaller and larger canals.¹ The clinician will experience a fluid transition between the TruNatomy™ Shaping Files.

TRUNATOMY™ OFFERS SUPERIOR EFFICIENCY

All three shaping files offer a slim shape combined with a unique cross-section for better performance while providing more space for superior debris debridement.¹

- Slim NiTi wire design: **0.8mm maximum flute diameter (MFD)** instead of up to 1.2mm for most generic variable tapered files
- Off-centered cross-section
- Operates at a higher speed with less torque²

*Up to **3** times more flexible than ProTaper Next**

TRUNATOMY™ ENSURES BETTER RESPECT OF THE NATURAL TOOTH ANATOMY

The instrument is made of special NiTi heat-treated wire that provides higher flexibility, allowing the file to be **pre-curved** when needed. Thanks to its superior canal-centering ability⁴, the instrument is designed to adapt to the canal, not the other way around.

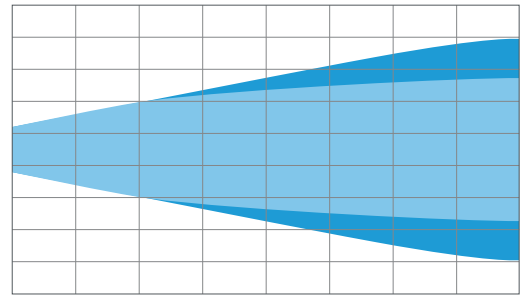
I thought endo was all about removing bacteria.

Yes, that is a very important goal but the overarching goal is to aid in the retention of a functional dentition.

¹ Internal Data | ² Elnaghy & Elsaka. J Endod. 2014 Dec;40(12):2053-6. | ³ 500 rpm vs traditional file speed like ProGlider and ProTaper Next* (300 rpm).
⁴ Internal data compared to four for ProTaper Gold. | ⁵ Internal data compared to ProTaper Next*

TRUNATOMY™ PRESERVES STRUCTURAL DENTIN

The union of the file geometry, regressive tapers and the slim, highly-flexible wire enables efficient root canal treatment while removing only dentin where clinically needed.¹



● TruNatomy™ Prime ● Generic progressive tapered file

A UNIQUE COMBINATION OF FEATURES

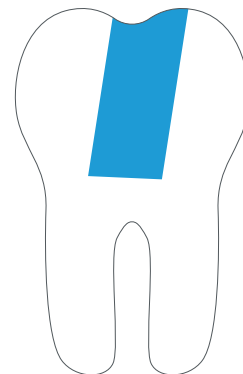
- Off-Centered cross section shaping files with regressive taper
- **0.8 MFD**, smaller NiTi wire with a heat treatment
- The combination of the file design and the heat treatment allow to have a flexibility fitted to the specific purpose of each instrument
- Higher flexibility and resistance to cyclic fatigue enabling **pre-curving** and memory shape
- **9.5mm shaft** fitting contra-angle micro heads and the pre-curving capability **enable molar access**¹



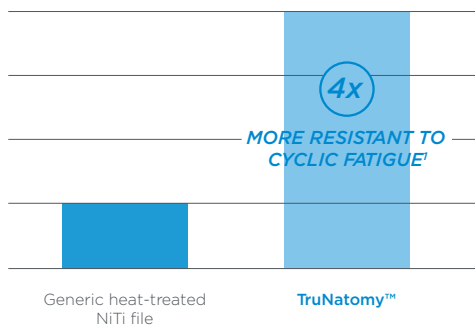
TRUNATOMY™ ADAPTS TO YOU, LEVERAGING YOUR EXPERTISE

Conservative Endodontic Cavity :

- Access is now possible from different angles while until now, structure needed to be sacrificed (traditional endodontic cavity).¹
- No need for straight line access.¹



CONSERVATIVE ENDODONTIC CAVITY



TRUNATOMY™ ENHANCES PATIENT SAFETY

TruNatomy™ files provides enhanced safety as the risk of breakage is reduced due to its greater flexibility and resistance to cyclic fatigue.²

TRUNATOMY™ SAVES YOU TIME

TruNatomy™ is an intuitive, straightforward and easy-to-learn endo solution.¹ Also, as it requires less shaping time,² this allows more time for **irrigation**.

TruNatomy™ preparations seem narrow. Can I still obturate properly?

Yes, the **TruNatomy™ Conform Fit™ gutta-percha points** are designed to perfectly match the preparations made with **TruNatomy™ files** and ensure an optimal obturation.

IRRIGATION & OBTURATION

FOR APPROPRIATE DISINFECTION

The **TruNatomy™ Irrigation Needle** complements the treatment sequence.

- The **back to back 2-sided vent design** maintains a balanced irrigation solution volume for greater control throughout the canal.
- Its soft polypropylene allows the needle to curve and **flex easily** to follow the root canal anatomy.
- The plastic body makes the needle **atraumatic** for hard tissues.



The **EndoActivator®** Small tip (15.02) agitates the irrigation solutions during endodontic treatment to enhance deep cleaning and disinfection.



FOR APPROPRIATE OBTURATION

Dedicated **TruNatomy™** obturation solutions include **Absorbent Points** and variable tapered **Conform Fit™ Gutta-Percha Points**. Color coding adapted sizes for convenient use.



TruNatomy™ Absorbent Points are:

- New tapered **TruNatomy™** absorbent points to dry **TruNatomy™** shapes
- Ready to use
- Packaged in individual sterile packs of 5 points

TruNatomy™ Conform Fit™ Gutta-Percha Points

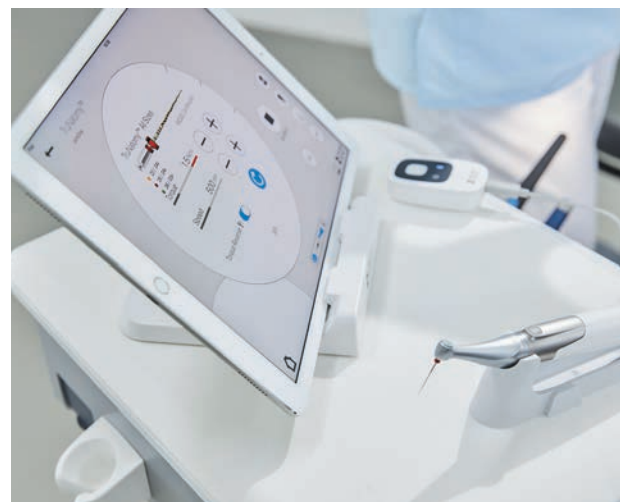
are made to match the precise shapes created by the TruNatomy™ instruments.

- Variable taper as the file
- Precise fit and accurate tug back
- Not made with natural rubber latex
- Improved heat transfer up to 5mm¹

EQUIPMENT

Designed with practicality and ease of use in mind, **TruNatomy™** is compatible with the **Dentsply Sirona** wide range of equipment: the table top solution X-Smart Plus® and the **X-Smart IQ®** ecosystem for complete freedom of movement.

TruNatomy™ has been fully integrated in the **X-Smart IQ®** ecosystem (X-Smart IQ® Handpiece, Endo IQ® App, Propex IQ® Apex Locator).



TruNatomy™ preparations seem very narrow. How can I irrigate?

*The **TruNatomy™ Irrigation Needle's** flexibility allows it to progress apically in curved canals below 12 mm.*



PRODUCT REFERENCES

TRUNATOMY™ ORIFICE MODIFIER

B ST TNMY 316 OMD	TruNatomy™ Orifice Modifier 16mm x3
B ST TNMY 616 OMD	TruNatomy™ Orifice Modifier 16mm x6

TRUNATOMY™ GLIDER

B ST TNMY 321 GLR	TruNatomy™ Glider 21mm	x3
B ST TNMY 325 GLR	TruNatomy™ Glider 25mm	x3
B ST TNMY 331 GLR	TruNatomy™ Glider 31mm	x3
B ST TNMY 621 GLR	TruNatomy™ Glider 21mm	x6
B ST TNMY 625 GLR	TruNatomy™ Glider 25mm	x6
B ST TNMY 631 GLR	TruNatomy™ Glider 31mm	x6

TRUNATOMY™ SHAPING FILE - SMALL

B ST TNMY 321 SML	TruNatomy™ Small 21mm	x3
B ST TNMY 325 SML	TruNatomy™ Small 25mm	x3
B ST TNMY 331 SML	TruNatomy™ Small 31mm	x3
B ST TNMY 621 SML	TruNatomy™ Small 21mm	x6
B ST TNMY 625 SML	TruNatomy™ Small 25mm	x6
B ST TNMY 631 SML	TruNatomy™ Small 31mm	x6

TRUNATOMY™ SHAPING FILE - PRIME

B ST TNMY 321 PRM	TruNatomy™ Prime 21mm	x3
B ST TNMY 325 PRM	TruNatomy™ Prime 25mm	x3
B ST TNMY 331 PRM	TruNatomy™ Prime 31mm	x3
B ST TNMY 621 PRM	TruNatomy™ Prime 21mm	x6
B ST TNMY 625 PRM	TruNatomy™ Prime 25mm	x6
B ST TNMY 631 PRM	TruNatomy™ Prime 31mm	x6

TRUNATOMY™ SHAPING FILE - MEDIUM

B ST TNMY 321 MED	TruNatomy™ Medium 21mm	x3
B ST TNMY 325 MED	TruNatomy™ Medium 25mm	x3
B ST TNMY 331 MED	TruNatomy™ Medium 31mm	x3
B ST TNMY 621 MED	TruNatomy™ Medium 21mm	x6
B ST TNMY 625 MED	TruNatomy™ Medium 25mm	x6
B ST TNMY 631 MED	TruNatomy™ Medium 31mm	x6

TRUNATOMY™ SEQUENCE

B ST TNMY 321 SQC	TruNatomy™ Sequence 21mm	x3
B ST TNMY 325 SQC	TruNatomy™ Sequence 25mm	x3
B ST TNMY 331 SQC	TruNatomy™ Sequence 31mm	x3

TRUNATOMY™ ASSORTMENT

B ST TNMY 521 AST	TruNatomy™ Assortment 21mm	x5
B ST TNMY 525 AST	TruNatomy™ Assortment 25mm	x5
B ST TNMY 531 AST	TruNatomy™ Assortment 31mm	x5

TRUNATOMY™ IRRIGATION NEEDLE

B NS TNIRD 2230 G	TruNatomy™ Irrigation Needle 30 Gauge	x40
-------------------	---------------------------------------	-----

TRUNATOMY™ ABSORBENT POINTS

B ST TNPP 000 SML	TruNatomy™ Absorbent Points Small	x180
B ST TNPP 000 PRM	TruNatomy™ Absorbent Points Prime	x180
B ST TNPP 000 MED	TruNatomy™ Absorbent Points Medium	x180
B ST TNPP 000 AST	TruNatomy™ Absorbent Points Assortment	x180

TRUNATOMY™ CONFORM FIT™ GUTTA-PERCHA OBTURATION POINTS

B 00 TNGP F00 SML	TruNatomy™ Conform Fit™ Small	x60
B 00 TNGP F00 PRM	TruNatomy™ Conform Fit™ Prime	x60
B 00 TNGP F00 MED	TruNatomy™ Conform Fit™ Medium	x60
B 00 TNGP F00 AST	TruNatomy™ Conform Fit™ Assortment	x60

TRUNATOMY™ STARTER KITS

B 00 XSIQ TNR KIT



X-Smart IQ® TruNatomy™ Starter Kit

Kit contains:

- X-Smart IQ® Motor Handpiece
- X-Smart IQ® Contra-angle
- X-Smart IQ® iPad Stand
- X-Smart IQ® iPad Mini Protective Case
- 8 blisters TruNatomy™ Assortment: Orifice Modifier to Medium Shaping File, 25mm - 30 files

B 00 TNMY 000 KIT



TruNatomy™ Solution Kit

Kit contains:

- 5 TruNatomy Sequence 3-Files 25mm
- 2 TruNatomy Orifice Modifier 3-Files 16mm
- 2 TruNatomy Glider 3-Files 25mm
- 1 TruNatomy Small 3-Files 25mm
- 2 TruNatomy Prime 3-Files 25mm
- 1 TruNatomy Medium 3-Files 25mm
- 1 TruNatomy Conform Fit™ Gutta Percha Assortment
- 1 TruNatomy Paper Points Assortment
- 11 TruNatomy Irrigation Needle 30 Gauge

DEALER INFORMATION

dentsplysirona.com/trunatomy

#trunatomy



Maillefer Instruments Holding Sàrl
Chemin du Verger 3
CH-1338 Ballaigues
Switzerland
Phone: +41 (0)21 843 92 92
endo@dentsplysirona.com
dentsplysirona.com

Produits Dentaires SA
Rue des Bosquets 18
CH-1800Vevey
Switzerland
pdsa.ch



All products except Irrigation Needle

Irrigation Needle